

Student Test result
of Franklin Elementary School
1999 May

Addendum A

May Results 1999

● **Goal = By spring 1999, 95% of first and second grade students will read at grade level as measured by *Text Reading Level* (TRL) = 16 at first grade and TRL = 20 at second grade.**

Data Collected = All first and second grade classroom teachers have been trained to take *Running Records* and assess TRL in a systematic manner. Every teacher has assessed each student's TRL individually in September, January, and May.

Analysis = See appendix A for an example of September and January data collection.

FIRST GRADE - According to PLAA administered during May 1999, seventy-five students or 60% of the first grade students achieved text reading level of 16+. Fifty students did not achieve TRL of 16+.

SECOND GRADE - According to PLAA administered during May 1999, one-hundred, four students or 88% of the second grade students achieved text reading level of 20+. Only 14 students did not achieve TRL of 20+.

The discrepancy between the success rate of first and second grade students suggests that there is a *catch up time* or developmental growth spurt during second grade for many students. The long-term goal is to have all students pass the Wisconsin Third Grade Reading Test by the 2001-2002 school year. It will be very important to observe this data over time to gain an understanding of indicators of reading success.

Kindergarten *Words I Know* Data Collection and Analysis

■ Total Number of Kindergarten Students	=	137
Number of Kindergarten Students with 10+ <i>Words I Know</i> by September	=	20
Percent of Kindergarten Students with 10+ <i>Words I Know</i> by September	=	15%
■ Total Number of Kindergarten Students	=	137
Number of Kindergarten Students with 10+ <i>Words I Know</i> by January	=	63
Percent of Kindergarten Students with 10+ <i>Words I Know</i> by January	=	46%
■ Total Number of Kindergarten Students	=	137
Number of Kindergarten Students with 10+ <i>Words I Know</i> by May	=	91
Percent of Kindergarten Students with 10+ <i>Words I Know</i> by May	=	66%

Analysis = In September, 15% of kindergarten students met the end of the year *Words I Know* (WIK) goal of 10. In January, 46% of kindergarten students met the end of the year WIK goal of 10. In May, 66% of kindergarten students met the end of the year WIK goal of 10. 34% of Franklin kindergarten students did not achieve 10+ words by May. The Franklin writing committee is going to address ways to improve kindergarten writing skills 1999-2000. Franklin staff were trained spring 1999 in the *6 Analytical Traits of Writing*. This training should also enhance word writing in the future.

First Grade *Words I Know* Data Collection and Analysis

■ Total Number of First Grade Students	=	125
Number of First Grade Students with 30+ <i>Words I Know</i> by September	=	12
Percent of First Grade Students with 30+ <i>Words I Know</i> by September	=	10%
■ Total Number of Kindergarten Students	=	125
Number of First Grade Students with 30+ <i>Words I Know</i> by January	=	62
Percent of First Grade Students with 30+ <i>Words I Know</i> by January	=	50%
■ Total Number of Kindergarten Students	=	125
Number of First Grade Students with 30+ <i>Words I Know</i> by May	=	98
Percent of First Grade Students with 30+ <i>Words I Know</i> by May	=	78%

Analysis = In September, 10% of first grade students met the end of the year WIK goal of 30. In January, 50% of first grade students met the end of the year WIK goal of 30. In May, 78% of first grade students met the end of the year WIK goal of 30. Only 22% of Franklin students did not achieve 30+ words by May. The Franklin writing committee will continue to investigate ways to help students achieve this target.

Appendix B

Kindergarten *Words I Know* Data Collection and Analysis

■ Total Number of Kindergarten Students	=	137
Number of Kindergarten Students with 10+ <i>Words I Know</i> by September	=	20
Percent of Kindergarten Students with 10+ <i>Words I Know</i> by September	=	15%
■ Total Number of Kindergarten Students	=	137
Number of Kindergarten Students with 10+ <i>Words I Know</i> by January	=	63
Percent of Kindergarten Students with 10+ <i>Words I Know</i> by January	=	46%
■ Total Number of Kindergarten Students	=	137
Number of Kindergarten Students with 10+ <i>Words I Know</i> by May	=	See Addendum B
Percent of Kindergarten Students with 10+ <i>Words I Know</i> by May	=	See Addendum B

Analysis = See Addendum B

First Grade *Words I Know* Data Collection and Analysis

■ Total Number of First Grade Students	=	125
Number of First Grade Students with 30+ <i>Words I Know</i> by September	=	12
Percent of First Grade Students with 30+ <i>Words I Know</i> by September	=	10%
■ Total Number of Kindergarten Students	=	125
Number of First Grade Students with 30+ <i>Words I Know</i> by January	=	62
Percent of First Grade Students with 30+ <i>Words I Know</i> by January	=	50%
■ Total Number of Kindergarten Students	=	125
Number of First Grade Students with 30+ <i>Words I Know</i> by May	=	See Addendum B
Percent of First Grade Students with 30+ <i>Words I Know</i> by May	=	See Addendum B

Analysis = See Addendum B

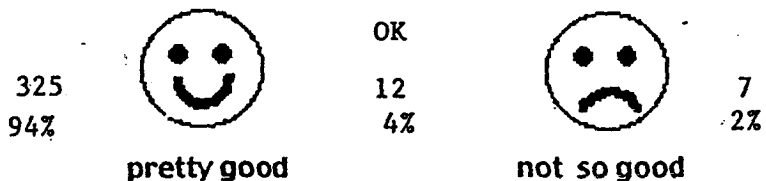
PRIMARY CLIMATE SURVEY

(FRANKLIN SCHOOL KIDS)


346 surveys returned




This is how I feel about Franklin School:




This is how I feel about the grown-ups at Franklin School:



This is how I feel about recess:



This is how I feel about my classroom:



This is how I feel about my work at school:



I get help from teachers when I need it:

